


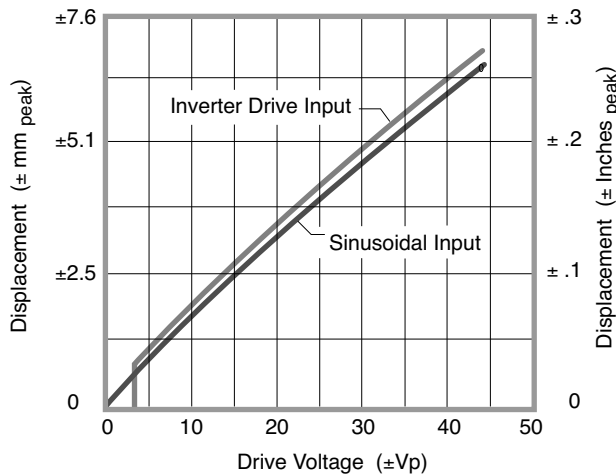
RESONANT PIEZOELECTRIC CHOPPER, 100 HZ VERSION



SPECIFICATIONS

Drive Voltage:	0 to $\pm 44 V_{peak}$
Resonant Frequency ($\pm 5\%$):	100 Hz
Shutter Displacement, $\pm \Delta X_p$	
Driven by Inverter @ $\pm 44 V_p$:	± 6.8 mm peak
Feedback Voltage**	
Driven by sinusoidal waveform @ $44 V_p$:	13 Vp
Temperature Range:	0° to 60° C
Weight:	4.8 grams
Mounting Holes:	#2-56 inserts, tapped, 3 plcs.

** If feed back voltage is desired, Inverter Drive Circuit can not be used to drive the chopper.



CHOPPER DESCRIPTION

The resonant piezoelectric chopper consists of a stainless steel shutter attached to the front tip of a resonating stainless steel blade. Piezoceramic on one side of the blade can be used for excitation while the piezoceramic on the other side can be used for drive circuit feedback.

The piezo chopper is small, lightweight, low power, reliable, and cost effective. It produces no heat, no EMI and operates over a wide temperature range.

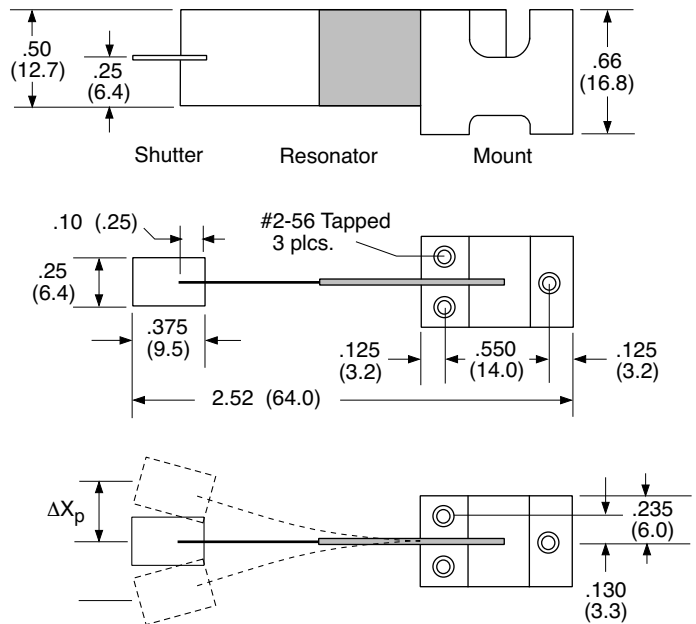
“Off-the-shelf” delivery. Custom configurations (amplitudes, frequencies, sizes, thermal range, magnetic permeability, dual blade (i.e. tuning fork) available upon request.

INVERTER DRIVE CIRCUIT

The 100 Hz piezo chopper requires an oscillating drive signal matched to the resonant frequency of the chopper blade. This may be provided by a frequency generator/amplifier or inverter circuit. Piezo Systems provides an Inverter Drive Circuit (PN: EIN-407, see page 10) specifically designed to drive the 100 Hz chopper.

CHOPPER EVALUATION KIT

The Chopper Evaluation Kit includes a 100 Hz piezo chopper and a EIN-407 Inverter Drive Circuit.



ORDERING INFORMATION

	PART NO.	1 pc.	5 pc.	25 pc.	100 pc.
Piezo Chopper	RCHI-005	\$249	\$149	\$79	\$59
Piezo Chopper Evaluation Kit	RCHIK-005	\$349			